

September 3rd, 2010

Mountain Bike - Communiqué n° 39a

CROSS-COUNTRY OLYMPIC
Final Results
Men Juniors

1 Start Loop, 5 Laps - Distance: 26.0 km - Average Speed: 16.61 km/h

Rank	Race Nr	UCI Code	NAME / First Name	National Team	Time
1	54	NED19920103	VAN DER HEIJDEN Michiel	NETHERLANDS	1:33:54
2	41	FRA19920819	TRARIEUX Julien	FRANCE	+01:48
3	8	GER19921120	SHELBI Julian	GERMANY	+02:14
4	6	ITA19920413	VEIDER Maximilian	ITALY	+02:35
5	14	BEL19921009	LUYTEN Jeff	BELGIUM	+02:39
6	44	FRA19920702	GRUGET Marvin	FRANCE	+03:06
7	2	SUI19920213	WALDER Roger	SWITZERLAND	+03:38
8	42	FRA19920131	MARTIN Alrick	FRANCE	+04:06
9	27	CAN19920401	MCNEELY Evan	CANADA	+04:07
10	29	CAN19920108	CARON Antoine	CANADA	+04:10
11	37	RSA19920801	REID James	SOUTH AFRICA	+05:01
12	38	RSA19930427	ROBERTS Luke	SOUTH AFRICA	+05:25
13	45	FRA19921209	SARROU Jordan	FRANCE	+05:36
14	34	CZE19920301	PAPRSTKA Tomas	CZECH REPUBLIC	+05:38
15	46	GBR19931115	FERGUSON Grant	GREAT BRITAIN	+05:55
16	24	AUS19920426	IVORY Cameron	AUSTRALIA	+06:11
17	43	FRA19930521	URRUTY Maxime	FRANCE	+06:19
18	49	USA19920322	KEMP Seth	UNITED STATES OF AMERICA	+06:19
19	13	BEL19930213	SCHUERMANS Jens	BELGIUM	+06:32
20	10	GER19920901	BLEHER Sascha	GERMANY	+06:41
21	4	SUI19921104	PAUMANN Fabian	SWITZERLAND	+07:19
22	3	SUI19920426	KOSTER Claude	SWITZERLAND	+07:31
23	55	AUT19920208	RAGGL Gregor	AUSTRIA	+07:46
24					+07:48
25	56	DEN19920606	PEDERSEN Jonas	DENMARK	+07:57
26	62	SVK19931212	LAMI Frantisek	SLOVAKIA	+08:04
27	74	NOR19920424	HEM Ole	NORWAY	+08:10
28	32	CAN19921020	BOUCHARD Leandre	CANADA	+08:15
29	11	GER19920610	KUCH Lukas	GERMANY	+08:19
30	50	USA19921007	TRUJILLO Skyler	UNITED STATES OF AMERICA	+08:22
31	30	CAN19920215	BAILEY Mitchell	CANADA	+08:40
32	20	NZL19921116	HUDSON Brad	NEW-ZEALAND	+08:54
33	73	ESP19930624	RODRIGUEZ GUEDE Pablo	SPAIN	+08:56
34	15	BEL19920629	DE VOCHT Bart	BELGIUM	+09:29
35	47	GBR19920622	GALLAGHER Kenta	GREAT BRITAIN	+09:36
36	68	ARG19930529	ROJAS Luis	ARGENTINA	+09:40
37	33	CAN19920529	MOREAU Etienne	CANADA	+10:13
38	64	CHI19920522	PRUDENCIO Nicolas	CHILE	+10:32
39	36	RSA19930113	DU TOIT Arno	SOUTH AFRICA	+10:33
40	35	CZE19920317	POLNICKY Radek	CZECH REPUBLIC	+10:35
41	40	SWE19920301	KRISTOFFERSSON Tomas	SWEDEN	+10:52
42	26	AUS19920222	WARD Kyle	AUSTRALIA	+11:13
43	65	BRA19930802	COCUZZI Luiz	BRAZIL	+11:50

Legend:

-nLAP = Lapped with n laps to go - DNFn = Did Not Finish, abandoned in lap n - DNS = Did Not Start

03.09.2010 - 12:57 > 74 riders started

<http://www.uci.ch>

Page 1/2

 Finish Judge
COTE Dominique (CAN)

 President of the Commissaires' Panel
MCCORD Andy (USA)

September 3rd, 2010

Mountain Bike - Communiqué n° 39a

CROSS-COUNTRY OLYMPIC
Final Results
Men Juniors

1 Start Loop, 5 Laps - Distance: 26.0 km - Average Speed: 16.61 km/h

Rank	Race Nr	UCI Code	NAME / First Name	National Team	Time
44	75	NOR19920724	SAETHER Tobias	NORWAY	+11:51
45	18	BEL19930712	GELUYKENS Pieter	BELGIUM	+12:13
46	5	SUI19920410	PETER Stefan	SWITZERLAND	+12:21
47	63	SVK19931020	BEBČAK Jozef	SLOVAKIA	+12:29
48	69	RUS19920320	STEPANOV Anton	RUSSIAN FEDERATION	+12:44
49	51	USA19930510	SMITH Tony	UNITED STATES OF AMERICA	+13:41
50	12	GER19930508	PFÄFFLE Christian	GERMANY	+13:43
51	16	BEL19930430	VANDEKINDEREN Jens	BELGIUM	+13:48
52	39	SLO19920109	FERENČAK Urban	SLOVENIA	+14:02
53	7	ITA19920705	LUPATO Denny	ITALY	+14:26
54	21	NZL19920808	MCARTHUR Locky	NEW-ZEALAND	+14:55
55	67	ARG19930611	INGRATTA Kevin	ARGENTINA	+17:17
56	61	ISR19920717	FRANK Shaked	ISRAEL	-1LAP
57	17	BEL19921128	BRUWIÈRE Olivier	BELGIUM	-1LAP
58	53	USA19920901	CURTIS Will	UNITED STATES OF AMERICA	-1LAP
59	78	UKR19920321	LIYUBUY Anton	UKRAINE	-1LAP
60	70	RUS19930417	ALEXANDROV Artem	RUSSIAN FEDERATION	-1LAP
61	76	NOR19920608	AUNE Sturla	NORWAY	-1LAP
62	57	COL19920430	GOMEZ ROJAS Sebastian	COLOMBIA	-1LAP
63	58	COL19930223	LONDONO NARANJO Miguel	COLOMBIA	-1LAP
64	66	HUN19930718	MEGGYESI Gergo	HUNGARY	-2LAP
65	71	JPN19920203	YAMAMOTO Idomu	JAPAN	-2LAP
	25	AUS19920428	DAY Trenton	AUSTRALIA	DNF5
	9	GER19920331	BÖHM-GRÄBER Wenzel	GERMANY	DNF3
	48	GBR19920709	JAMES Steven	GREAT BRITAIN	DNF3
	60	MEX19920304	MORAN MANZO Carlos Enrique	MEXICO	DNF3
	72	ESP19930208	SANTOS RIDAO Antonio	SPAIN	DNF2
	28	CAN19920124	NOBLE Steven	CANADA	DNF2
	23	AUS19920705	CODNER Mitchell	AUSTRALIA	DNF1
	52	USA19920306	VALDEZ Zachary	UNITED STATES OF AMERICA	DNF1
	22	NZL19930524	WAGHORN Mathew	NEW-ZEALAND	DNF0
	19	NZL19921229	ANDERSON Richard	NEW-ZEALAND	DNS

Legend:

-nLAP = Lapped with n laps to go - DNFn = Did Not Finish, abandoned in lap n - DNS = Did Not Start

03.09.2010 - 12:57 > 74 riders started

<http://www.uci.ch>

Page 2/2

 Finish Judge
COTE Dominique (CAN)

 President of the Commissaires' Panel
MCCORD Andy (USA)

September 3rd, 2010

Mountain Bike - Communiqué n° 39b

CROSS-COUNTRY OLYMPIC
Race Analysis
Men Juniors

Rank	Race Nr	NAME / First Name	National Team					Avg	Time	Gap		
			START LOOP	LAP 1	LAP 2	LAP 3	LAP 4	LAP 5				
1	54	VAN DER HEIJDEN Michiel	NED		NETHERLANDS					16.61	1:33:54	
		9:49 (3)	26:48 (3)	43:11 (1)	59:53 (1)	1:16:53 (1)	1:33:54 (1)					
		9:49 (3)	16:59 (7)	16:23 (1)	16:42 (1)	17:00 (1)	17:01 (1)					
2	41	TRARIEUX Julien	FRA		FRANCE					16.3	1:35:42	+01:48
		10:08 (9)	27:02 (7)	44:01 (2)	1:01:11 (2)	1:18:14 (2)	1:35:42 (2)					
		10:08 (9)	16:54 (3)	16:59 (2)	17:10 (2)	17:03 (2)	17:28 (8)					
3	8	SCHELBIAN Julian	GER		GERMANY					16.23	1:36:08	+02:14
		9:44 (1)	26:48 (2)	44:01 (3)	1:01:34 (4)	1:18:48 (4)	1:36:08 (3)					
		9:44 (1)	17:04 (8)	17:13 (5)	17:33 (9)	17:14 (4)	17:20 (5)					
4	6	VIEIDER Maximilian	ITA		ITALY					16.17	1:36:29	+02:35
		9:49 (2)	26:47 (1)	44:02 (5)	1:01:17 (3)	1:18:48 (3)	1:36:29 (4)					
		9:49 (2)	16:58 (5)	17:15 (7)	17:15 (3)	17:31 (8)	17:41 (12)					
5	14	LUYTEN Jeff	BEL		BELGIUM					16.16	1:36:33	+02:39
		10:07 (8)	27:00 (5)	44:30 (7)	1:01:51 (5)	1:19:19 (5)	1:36:33 (5)					
		10:07 (8)	16:53 (2)	17:30 (10)	17:21 (5)	17:28 (6)	17:14 (3)					
6	44	GRUGET Marvin	FRA		FRANCE					16.08	1:37:00	+03:06
		10:45 (26)	27:57 (12)	45:04 (10)	1:02:24 (10)	1:19:37 (6)	1:37:00 (6)					
		10:45 (26)	17:12 (10)	17:07 (3)	17:20 (4)	17:13 (3)	17:23 (6)					
7	2	WALDER Roger	SUI		SWITZERLAND					15.99	1:37:32	+03:38
		9:50 (4)	26:48 (4)	44:02 (4)	1:01:52 (6)	1:19:59 (8)	1:37:32 (7)					
		9:50 (4)	16:58 (5)	17:14 (6)	17:50 (17)	18:07 (19)	17:33 (10)					
8	42	MARTIN Alrick	FRA		FRANCE					15.92	1:38:00	+04:06
		10:04 (6)	27:01 (6)	44:18 (6)	1:02:02 (7)	1:20:15 (10)	1:38:00 (8)					
		10:04 (6)	16:57 (4)	17:17 (8)	17:44 (12)	18:13 (21)	17:45 (15)					
9	27	MCNEELY Evan	CAN		CANADA					15.92	1:38:01	+04:07
		10:28 (16)	27:20 (8)	44:37 (8)	1:02:18 (9)	1:20:00 (9)	1:38:01 (9)					
		10:28 (16)	16:52 (1)	17:17 (8)	17:41 (10)	17:42 (10)	18:01 (21)					
10	29	CARON Antoine	CAN		CANADA					15.91	1:38:04	+04:10
		10:30 (18)	27:37 (9)	44:48 (9)	1:02:18 (8)	1:19:46 (7)	1:38:04 (10)					
		10:30 (18)	17:07 (9)	17:11 (4)	17:30 (8)	17:28 (6)	18:18 (30)					
11	37	REID James	RSA		SOUTH AFRICA					15.77	1:38:55	+05:01
		10:28 (17)	28:15 (15)	45:49 (13)	1:03:11 (11)	1:21:14 (11)	1:38:55 (11)					
		10:28 (17)	17:47 (18)	17:34 (13)	17:22 (6)	18:03 (17)	17:41 (12)					
12	38	ROBERTS Luke	RSA		SOUTH AFRICA					15.71	1:39:19	+05:25
		10:57 (30)	28:42 (24)	46:13 (18)	1:03:55 (13)	1:21:34 (12)	1:39:19 (12)					
		10:57 (30)	17:45 (16)	17:31 (11)	17:42 (11)	17:39 (9)	17:45 (15)					
13	45	SARROU Jordan	FRA		FRANCE					15.68	1:39:30	+05:36
		10:34 (21)	27:54 (11)	45:31 (12)	1:04:09 (16)	1:22:00 (13)	1:39:30 (13)					
		10:34 (21)	17:20 (11)	17:37 (15)	18:38 (40)	17:51 (11)	17:30 (9)					
14	34	PAPRSTKA Tomas	CZE		CZECH REPUBLIC					15.67	1:39:32	+05:38
		10:31 (20)	28:13 (13)	45:55 (14)	1:03:57 (14)	1:22:18 (17)	1:39:32 (14)					
		10:31 (20)	17:42 (15)	17:42 (19)	18:02 (22)	18:21 (27)	17:14 (3)					
15	46	FERGUSON Grant	GBR		GREAT BRITAIN					15.63	1:39:49	+05:55
		10:12 (10)	27:45 (10)	45:23 (11)	1:03:37 (12)	1:22:07 (15)	1:39:49 (15)					
		10:12 (10)	17:33 (13)	17:38 (16)	18:14 (26)	18:30 (35)	17:42 (14)					
16	24	IVORY Cameron	AUS		AUSTRALIA					15.59	1:40:05	+06:11
		10:48 (27)	28:50 (26)	46:46 (21)	1:04:40 (20)	1:22:39 (19)	1:40:05 (16)					
		10:48 (27)	18:02 (28)	17:56 (23)	17:54 (20)	17:59 (15)	17:26 (7)					


 Legend: 1st line = Total Time (rank)
 2nd line = Lap Time (rank for that lap)

-nLAP = Lapped with n laps to go DNFn = Did Not Finish, abandoned in lap n DNS = Did Not Start

03.09.2010 - 12:59 > 74 riders started

<http://www.uci.ch>

Page 1/5

 Timing and Results provided by 

September 3rd, 2010

Mountain Bike - Communiqué n° 39b

CROSS-COUNTRY OLYMPIC

Race Analysis

Men Juniors

Rank	Race Nr	NAME / First Name	National Team					Avg	Time	Gap	
			START LOOP	LAP 1	LAP 2	LAP 3	LAP 4	LAP 5			
17	43	URRUTY Maxime				FRA	FRANCE		15.57	1:40:13	+06:19
			10:59 (31)	28:49 (25)	46:23 (20)	1:04:09 (17)	1:22:06 (14)	1:40:13 (17)			
			10:59 (31)	17:50 (19)	17:34 (13)	17:46 (14)	17:57 (14)	18:07 (24)			
18	49	KEMP Seth				USA	UNITED STATES OF AMERICA		15.57	1:40:13	+06:19
			10:42 (23)	28:41 (21)	46:47 (22)	1:04:33 (19)	1:22:24 (18)	1:40:13 (18)			
			10:42 (23)	17:59 (26)	18:06 (29)	17:46 (14)	17:51 (11)	17:49 (17)			
19	13	SCHUERMANS Jens				BEL	BELGIUM		15.53	1:40:26	+06:32
			13:03 (72)	30:37 (51)	48:41 (45)	1:06:09 (32)	1:23:24 (20)	1:40:26 (19)			
			13:03 (72)	17:34 (14)	18:04 (27)	17:28 (7)	17:15 (5)	17:02 (2)			
20	10	BLEHER Sascha				GER	GERMANY		15.51	1:40:35	+06:41
			11:13 (37)	28:41 (20)	46:12 (17)	1:03:59 (15)	1:22:08 (16)	1:40:35 (20)			
			11:13 (37)	17:28 (12)	17:31 (11)	17:47 (16)	18:09 (20)	18:27 (33)			
21	4	PAUMANN Fabian				SUI	SWITZERLAND		15.41	1:41:13	+07:19
			11:19 (43)	29:48 (41)	47:50 (37)	1:05:43 (30)	1:23:38 (25)	1:41:13 (21)			
			11:19 (43)	18:29 (43)	18:02 (26)	17:53 (19)	17:55 (13)	17:35 (11)			
22	3	KOSTER Claude				SUI	SWITZERLAND		15.38	1:41:25	+07:31
			10:37 (22)	28:53 (27)	47:17 (28)	1:05:22 (26)	1:23:24 (21)	1:41:25 (22)			
			10:37 (22)	18:16 (35)	18:24 (40)	18:05 (23)	18:02 (16)	18:01 (21)			
23	55	RAGGL Gregor				AUT	AUSTRIA		15.34	1:41:40	
			10:56 (29)	28:41 (23)	46:22 (19)	1:04:56 (21)	1:23:25 (22)	1:41:40 (23)			
				17:45 (16)		18:34 (37)		18:15 (29)			
24	31	MARTIN Jeremy				CAN	CANADA		15.34	1:41:42	+07:48
			11:27 (46)	29:26 (34)	47:31 (29)	1:05:21 (25)	1:23:53 (28)	1:41:42 (24)			
			11:27 (46)	17:59 (26)	18:05 (28)	17:50 (17)	18:32 (36)	17:49 (17)			
25	56	PEDERSEN Jonas				DEN	DENMARK		15.32	1:41:51	+07:57
			11:47 (57)	29:41 (39)	47:42 (33)	1:05:27 (28)	1:23:44 (27)	1:41:51 (25)			
			11:47 (57)	17:54 (22)	18:01 (25)	17:45 (13)	18:17 (22)	18:07 (24)			
26	62	LAMI Frantisek				SVK	SLOVAKIA		15.3	1:41:58	+08:04
			10:07 (7)	28:32 (18)	46:48 (23)	1:05:01 (22)	1:23:36 (23)	1:41:58 (26)			
			10:07 (7)	18:25 (41)	18:16 (33)	18:13 (25)	18:35 (37)	18:22 (32)			
27	74	HEM Ole				NOR	NORWAY		15.28	1:42:04	+08:10
			10:22 (12)	28:13 (14)	46:12 (16)	1:05:20 (24)	1:24:15 (30)	1:42:04 (27)			
			10:22 (12)	17:51 (20)	17:59 (24)	19:08 (50)	18:55 (41)	17:49 (17)			
28	32	BOUCHARD Leandre				CAN	CANADA		15.27	1:42:09	+08:15
			11:14 (38)	29:27 (36)	47:37 (31)	1:06:02 (31)	1:24:19 (31)	1:42:09 (28)			
			11:14 (38)	18:13 (33)	18:10 (30)	18:25 (31)	18:17 (22)	17:50 (20)			
29	11	KUCH Lukas				GER	GERMANY		15.26	1:42:13	+08:19
			10:24 (14)	28:32 (17)	46:49 (24)	1:05:19 (23)	1:23:37 (24)	1:42:13 (29)			
			10:24 (14)	18:08 (31)	18:17 (34)	18:30 (34)	18:18 (25)	18:36 (34)			
30	50	TRUJILLO Skyler				USA	UNITED STATES OF AMERICA		15.25	1:42:16	+08:22
			10:24 (13)	28:38 (19)	47:04 (25)	1:05:28 (29)	1:23:55 (29)	1:42:16 (30)			
			10:24 (13)	18:14 (34)	18:26 (41)	18:24 (30)	18:27 (33)	18:21 (31)			
31	30	BAILEY Mitchell				CAN	CANADA		15.21	1:42:34	+08:40
			11:28 (47)	29:26 (35)	47:08 (26)	1:05:22 (27)	1:23:40 (26)	1:42:34 (31)			
			11:28 (47)	17:58 (24)	17:42 (19)	18:14 (26)	18:18 (25)	18:54 (40)			
32	20	HUDSON Brad				NZL	NEW-ZEALAND		15.18	1:42:48	+08:54
			11:13 (36)	29:32 (37)	47:51 (38)	1:06:16 (36)	1:24:38 (35)	1:42:48 (32)			
			11:13 (36)	18:19 (39)	18:19 (36)	18:25 (31)	18:22 (28)	18:10 (26)			

Legend: 1st line = Total Time (rank)
2nd line = Lap Time (rank for that lap)

-nLAP = Lapped with n laps to go DNFn = Did Not Finish, abandoned in lap n DNS = Did Not Start

03.09.2010 - 12:59 > 74 riders started

<http://www.uci.ch>

Page 2/5

September 3rd, 2010

Mountain Bike - Communiqué n° 39b

CROSS-COUNTRY OLYMPIC
Race Analysis
Men Juniors

Rank	Race Nr	NAME / First Name	National Team					Avg	Time	Gap	
	START LOOP	LAP 1	LAP 2	LAP 3	LAP 4	LAP 5					
33	73	RODRIGUEZ GUEDE Pablo	ESP	SPAIN					15.17	1:42:50	+08:56
	11:26 (45)	29:59 (44)	47:49 (36)	1:06:12 (34)	1:24:37 (33)	1:42:50 (33)					
	11:26 (45)	18:33 (45)	17:50 (21)	18:23 (29)	18:25 (32)	18:13 (27)					
34	15	DE VOCHT Bart	BEL	BELGIUM					15.09	1:43:23	+09:29
	10:28 (15)	28:19 (16)	45:59 (15)	1:04:33 (18)	1:24:34 (32)	1:43:23 (34)					
	10:28 (15)	17:51 (20)	17:40 (17)	18:34 (37)	20:01 (56)	18:49 (38)					
35	47	GALLAGHER Kenta	GBR	GREAT BRITAIN					15.07	1:43:30	+09:36
	11:37 (53)	30:39 (52)	49:25 (52)	1:07:19 (44)	1:25:25 (36)	1:43:30 (35)					
	11:37 (53)	19:02 (56)	18:46 (50)	17:54 (20)	18:06 (18)	18:05 (23)					
36	68	ROJAS Luis	ARG	ARGENTINA					15.06	1:43:34	+09:40
	11:46 (56)	30:11 (45)	48:04 (39)	1:06:13 (35)	1:24:37 (34)	1:43:34 (36)					
	11:46 (56)	18:25 (41)	17:53 (22)	18:09 (24)	18:24 (31)	18:57 (41)					
37	33	MOREAU Etienne	CAN	CANADA					14.98	1:44:07	+10:13
	11:52 (59)	30:36 (50)	49:02 (48)	1:07:37 (47)	1:25:54 (42)	1:44:07 (37)					
	11:52 (59)	18:44 (48)	18:26 (41)	18:35 (39)	18:17 (22)	18:13 (27)					
38	64	PRUDENCIO Nicolas	CHI	CHILE					14.94	1:44:26	+10:32
	11:11 (35)	29:18 (33)	47:39 (32)	1:06:45 (39)	1:25:45 (41)	1:44:26 (38)					
	11:11 (35)	18:07 (29)	18:21 (37)	19:06 (49)	19:00 (45)	18:41 (35)					
39	36	DU TOIT Arno	RSA	SOUTH AFRICA					14.94	1:44:27	+10:33
	10:12 (11)	29:48 (40)	48:50 (46)	1:07:19 (42)	1:25:41 (39)	1:44:27 (39)					
	10:12 (11)	19:36 (61)	19:02 (56)	18:29 (33)	18:22 (28)	18:46 (37)					
40	35	POLNICKY Radek	CZE	CZECH REPUBLIC					14.93	1:44:29	+10:35
	10:43 (25)	28:41 (22)	47:44 (35)	1:06:29 (38)	1:25:28 (38)	1:44:29 (40)					
	10:43 (25)	17:58 (24)	19:03 (57)	18:45 (43)	18:59 (44)	19:01 (43)					
41	40	KRISTOFFERSSON Tomas	SWE	SWEDEN					14.89	1:44:46	+10:52
	10:56 (28)	29:14 (31)	47:37 (30)	1:06:10 (33)	1:25:26 (37)	1:44:46 (41)					
	10:56 (28)	18:18 (37)	18:23 (38)	18:33 (36)	19:16 (48)	19:20 (47)					
42	26	WARD Kyle	AUS	AUSTRALIA					14.84	1:45:07	+11:13
	11:16 (39)	29:58 (43)	48:16 (41)	1:07:20 (45)	1:26:24 (45)	1:45:07 (42)					
	11:16 (39)	18:42 (47)	18:18 (35)	19:04 (47)	19:04 (46)	18:43 (36)					
43	65	COCUZZI Luiz	BRA	BRAZIL					14.75	1:45:44	+11:50
	11:17 (41)	29:48 (42)	48:28 (43)	1:07:19 (43)	1:25:42 (40)	1:45:44 (43)					
	11:17 (41)	18:31 (44)	18:40 (45)	18:51 (46)	18:23 (30)	20:02 (51)					
44	75	SAETHER Tobias	NOR	NORWAY					14.75	1:45:45	+11:51
	12:08 (61)	30:47 (55)	49:34 (54)	1:08:06 (49)	1:26:55 (47)	1:45:45 (44)					
	12:08 (61)	18:39 (46)	18:47 (51)	18:32 (35)	18:49 (38)	18:50 (39)					
45	18	GELUYKENS Pieter	BEL	BELGIUM					14.7	1:46:07	+12:13
	11:09 (34)	29:16 (32)	48:21 (42)	1:07:04 (41)	1:26:57 (48)	1:46:07 (45)					
	11:09 (34)	18:07 (29)	19:05 (58)	18:43 (42)	19:53 (55)	19:10 (46)					
46	5	PETER Stefan	SUI	SWITZERLAND					14.68	1:46:15	+12:21
	10:42 (24)	28:59 (29)	47:42 (34)	1:06:46 (40)	1:26:19 (43)	1:46:15 (46)					
	10:42 (24)	18:17 (36)	18:43 (46)	19:04 (47)	19:33 (50)	19:56 (50)					
47	63	BEBCAK Jozef	SVK	SLOVAKIA					14.66	1:46:23	+12:29
	12:18 (68)	31:03 (58)	49:47 (55)	1:08:36 (50)	1:27:25 (49)	1:46:23 (47)					
	12:18 (68)	18:45 (49)	18:44 (49)	18:49 (44)	18:49 (38)	18:58 (42)					
48	69	STEPANOV Anton	RUS	RUSSIAN FEDERATION					14.63	1:46:38	+12:44
	9:53 (5)	31:20 (62)	50:03 (58)	1:08:44 (52)	1:27:34 (51)	1:46:38 (48)					
	9:53 (5)	21:27 (71)	18:43 (46)	18:41 (41)	18:50 (40)	19:04 (44)					


 Legend: 1st line = Total Time (rank)
 2nd line = Lap Time (rank for that lap)

-nLAP = Lapped with n laps to go DNFn = Did Not Finish, abandoned in lap n DNS = Did Not Start

03.09.2010 - 12:59 > 74 riders started

<http://www.uci.ch>

Page 3/5

 Timing and Results provided by 

September 3rd, 2010

Mountain Bike - Communiqué n° 39b

CROSS-COUNTRY OLYMPIC
Race Analysis
Men Juniors

Rank	Race Nr	NAME / First Name	National Team					Avg	Time	Gap		
			START LOOP	LAP 1	LAP 2	LAP 3	LAP 4	LAP 5				
49	51	SMITH Tony	USA		UNITED STATES OF AMERICA					14.5	1:47:35	+13:41
			11:32 (50)	30:28 (47)	49:06 (49)	1:07:55 (48)	1:27:31 (50)	1:47:35 (49)				
			11:32 (50)	18:56 (51)	18:38 (43)	18:49 (44)	19:36 (51)	20:04 (52)				
50	12	PFÄFFLE Christian	GER		GERMANY					14.5	1:47:37	+13:43
			11:28 (48)	31:13 (59)	50:03 (57)	1:09:34 (54)	1:28:32 (54)	1:47:37 (50)				
			11:28 (48)	19:45 (63)	18:50 (52)	19:31 (55)	18:58 (43)	19:05 (45)				
51	16	VANDEKINDEREN Jens	BEL		BELGIUM					14.48	1:47:42	+13:48
			11:46 (55)	30:43 (54)	49:33 (53)	1:08:53 (53)	1:28:11 (52)	1:47:42 (51)				
			11:46 (55)	18:57 (53)	18:50 (52)	19:20 (52)	19:18 (49)	19:31 (48)				
52	39	FERENCAK Urban	SLO		SLOVENIA					14.45	1:47:56	+14:02
			12:17 (67)	30:35 (48)	49:18 (50)	1:08:41 (51)	1:28:22 (53)	1:47:56 (52)				
			12:17 (67)	18:18 (37)	18:43 (46)	19:23 (54)	19:41 (53)	19:34 (49)				
53	7	LUPATO Denny	ITA		ITALY					14.4	1:48:20	+14:26
			11:04 (32)	28:58 (28)	47:08 (27)	1:06:29 (37)	1:26:19 (44)	1:48:20 (53)				
			11:04 (32)	17:54 (22)	18:10 (30)	19:21 (53)	19:50 (54)	22:01 (55)				
54	21	MCARTHUR Locky	NZL		NEW-ZEALAND					14.34	1:48:49	+14:55
			11:37 (51)	30:35 (49)	49:54 (56)	1:09:46 (56)	1:28:42 (55)	1:48:49 (54)				
			11:37 (51)	18:58 (54)	19:19 (60)	19:52 (59)	18:56 (42)	20:07 (53)				
55	67	INGRATTA Kevin	ARG		ARGENTINA					14.03	1:51:11	+17:17
			12:08 (63)	31:13 (60)	50:22 (60)	1:09:34 (55)	1:29:11 (56)	1:51:11 (55)				
			12:08 (63)	19:05 (57)	19:09 (59)	19:12 (51)	19:37 (52)	22:00 (54)				
56	61	FRANK Shaked	ISR		ISRAEL							-1LAP
			11:31 (49)	31:14 (61)	50:58 (62)	1:10:49 (57)						
			11:31 (49)	19:43 (62)	19:44 (61)	19:51 (58)						
57	17	BRUWIERE Olivier	BEL		BELGIUM							-1LAP
			11:37 (52)	32:14 (66)	51:12 (63)	1:11:02 (58)						
			11:37 (52)	20:37 (68)	18:58 (55)	19:50 (57)						
58	53	CURTIS Will	USA		UNITED STATES OF AMERICA							-1LAP
			12:09 (64)	31:33 (64)	52:05 (65)	1:11:46 (61)						
			12:09 (64)	19:24 (59)	20:32 (67)	19:41 (56)						
59	78	LIYUBUY Anton	UKR		UKRAINE							-1LAP
			12:06 (60)	32:01 (65)	52:05 (64)	1:12:45 (62)						
			12:06 (60)	19:55 (65)	20:04 (65)	20:40 (63)						
60	70	ALEXANDROV Artem	RUS		RUSSIAN FEDERATION							-1LAP
			12:14 (65)	31:23 (63)	50:17 (59)	1:11:29 (60)						
			12:14 (65)	19:09 (58)	18:54 (54)	21:12 (64)						
61	76	AUNE Sturla	NOR		NORWAY							-1LAP
			11:52 (58)	32:33 (68)	52:18 (66)	1:12:54 (63)						
			11:52 (58)	20:41 (69)	19:45 (62)	20:36 (61)						
62	57	GOMEZ ROJAS Sebastian	COL		COLOMBIA							-1LAP
			12:14 (66)	32:26 (67)	52:46 (67)	1:13:24 (64)						
			12:14 (66)	20:12 (66)	20:20 (66)	20:38 (62)						
63	58	LONDONO NARANJO Miguel	COL		COLOMBIA							-1LAP
			11:25 (44)	30:54 (56)	50:56 (61)	1:11:15 (59)						
			11:25 (44)	19:29 (60)	20:02 (64)	20:19 (60)						
64	66	MEGGYESI Gergo	HUN		HUNGARY							-2LAP
			12:27 (70)	32:46 (69)	53:42 (68)							
			12:27 (70)	20:19 (67)	20:56 (68)							


 Legend: 1st line = Total Time (rank)
 2nd line = Lap Time (rank for that lap)

-nLAP = Lapped with n laps to go DNFn = Did Not Finish, abandoned in lap n DNS = Did Not Start

03.09.2010 - 12:59 > 74 riders started

<http://www.uci.ch>

Page 4/5

 Timing and Results provided by 

September 3rd, 2010

Mountain Bike - Communiqué n° 39b

CROSS-COUNTRY OLYMPIC
Race Analysis
Men Juniors

Rank	Race Nr	NAME / First Name	National Team					Avg	Time	Gap
	START LOOP	LAP 1	LAP 2	LAP 3	LAP 4	LAP 5				
65	71	YAMAMOTO Idomu	JPN	JAPAN						-2LAP
	13:00 (71)	34:06 (70)	55:02 (69)							
	13:00 (71)	21:06 (70)	20:56 (68)							
	25	DAY Trenton	AUS	AUSTRALIA						DNF5
	11:45 (54)	30:41 (53)	49:20 (51)	1:07:37 (46)	1:26:52 (46)					
	11:45 (54)	18:56 (51)	18:39 (44)	18:17 (28)	19:15 (47)					
	9	BÖHM-GRÄBER Wenzel	GER	GERMANY						DNF3
	11:19 (42)	29:41 (38)	48:04 (40)							
	11:19 (42)	18:22 (40)	18:23 (38)							
	48	JAMES Steven	GBR	GREAT BRITAIN						DNF3
	11:17 (40)	30:18 (46)	48:32 (44)							
	11:17 (40)	19:01 (55)	18:14 (32)							
	60	MORAN MANZO Carlos Enrique	MEX	MEXICO						DNF3
	11:05 (33)	29:13 (30)	49:01 (47)							
	11:05 (33)	18:08 (31)	19:48 (63)							
	72	SANTOS RIDAO Antonio	ESP	SPAIN						DNF2
	12:08 (62)	30:55 (57)								
	12:08 (62)	18:47 (50)								
	28	NOBLE Steven	CAN	CANADA						DNF2
	19:21 (73)	39:15 (71)								
	19:21 (73)	19:54 (64)								
	23	CODNER Mitchell	AUS	AUSTRALIA						DNF1
	10:31 (19)									
	10:31 (19)									
	52	VALDEZ Zachary	USA	UNITED STATES OF AMERICA						DNF1
	12:27 (69)									
	12:27 (69)									
	22	WAGHORN Mathew	NZL	NEW-ZEALAND						DNFO
	19	ANDERSON Richard	NZL	NEW-ZEALAND						DNS

 Legend: 1st line = Total Time (rank)
 2nd line = Lap Time (rank for that lap)

-nLAP = Lapped with n laps to go DNFn = Did Not Finish, abandoned in lap n DNS = Did Not Start

03.09.2010 - 12:59 > 74 riders started

<http://www.uci.ch>

Page 5/5

 Timing and Results provided by **TISSOT**
 SWISS WATCHES SINCE 1853

September 1st, 2010

Mountain Bike - Communiqué n° 19

CROSS-COUNTRY TEAM RELAY
Results

Distance: 18.4 km - Average Speed: 16.73 km/h

1 SWITZERLAND		16.73 km/h		1:06:00	
Race Nr	UCI Code	NAME / First Name	Category	Time	Rank
5A	SUI19890514	LITSCHER Thomas	MU	15:37	4
5B	SUI19920213	WALDER Roger	MJ	16:19	2
5C	SUI19820208	LEUMANN Katrin	WE	18:33	4
5D	SUI19800510	NAEF Ralph	ME	15:31	1
2 GERMANY		16.65 km/h		1:06:18 +00:18	
Race Nr	UCI Code	NAME / First Name	Category	Time	Rank
7A	GER19820330	FUMIC Manuel	ME	15:29	2
7B	GER19921120	SHELBI Julian	MJ	16:27	3
7C	GER19711227	SPITZ Sabine	WE	17:58	2
7D	GER19900601	FLESCHHUT Marcel	MU	16:24	2
3 CZECH REPUBLIC		16.56 km/h		1:06:41 +00:41	
Race Nr	UCI Code	NAME / First Name	Category	Time	Rank
8A	CZE19850108	KULHAVY Jaroslav	ME	15:34	3
8B	CZE19901207	CINK Ondrej	MU	15:57	1
8C	CZE19771209	NASH Katerina	WE	18:34	3
8D	CZE19920301	PAPRSTKA Tomas	MJ	16:36	3
4 FRANCE		16.47 km/h		1:07:02 +01:02	
Race Nr	UCI Code	NAME / First Name	Category	Time	Rank
3A	FRA19890404	CANAL Fabien	MU	15:57	6
3B	FRA19920819	TRARIEUX Julien	MJ	17:08	6
3C	FRA19781126	RAVANEL Cédric	ME	15:34	1
3D	FRA19810106	RAVANEL Cécile	WE	18:23	4
5 ITALY		16.26 km/h		1:07:55 +01:55	
Race Nr	UCI Code	NAME / First Name	Category	Time	Rank
1A	ITA19841012	FONTANA Marco Aurelio	ME	15:28	1
1B	ITA19920413	VIEIDER Maximilian	MJ	17:28	4
1C	ITA19850701	LECHNER Eva	WE	18:37	7
1D	ITA19910719	KERSCHBAUMER Gerhard	MU	16:22	5
6 RUSSIAN FEDERATION		16.17 km/h		1:08:16 +02:16	
Race Nr	UCI Code	NAME / First Name	Category	Time	Rank
13A	RUS19771110	KALENTIEVA Irina	WE	18:49	17
13B	RUS19880205	NIKOLAEV Sergey	MU	16:36	13
13C	RUS19920320	STEPANOV Anton	MJ	17:08	8
13D	RUS19840414	PECHENIN Evgeniy	ME	15:43	6
7 NETHERLANDS		16.07 km/h		1:08:43 +02:43	
Race Nr	UCI Code	NAME / First Name	Category	Time	Rank
6A	NED19890411	MINNAARD Marco	MU	16:53	12
6B	NED19840116	VAN HOUTS Rudi	ME	16:12	7
6C	NED19781226	TURPIJN Laura	WE	19:28	9
6D	NED19920103	VAN DER HEIJDEN Michiel	MJ	16:10	7

Legend:

-nLAP = Lapped with n laps to go - DNFn = Did Not Finish, abandoned in lap n - DNS = Did Not Start

01.09.2010 - 12:20

<http://www.uci.ch>

Page 1/3

 Finish Judge
COTE Dominique (CAN)

 President of the Commissaires' panel
MCCORD Andy (USA)

September 1st, 2010

Mountain Bike - Communiqué n° 19

CROSS-COUNTRY TEAM RELAY
Results

Distance: 18.4 km - Average Speed: 16.73 km/h

8 CANADA		15.8 km/h		1:09:53	+03:53
Race Nr	UCI Code	NAME / First Name	Category	Time	Rank
2A	CAN19850529	PLAXTON Max	ME	16:05	9
2B	CAN19890622	MORIN Francis	MU	17:25	9
2C	CAN19920108	CARON Antoine	MJ	16:59	5
2D	CAN19820211	DYCK Mical	WE	19:24	8
9 UNITED STATES OF AMERICA		15.62 km/h		1:10:42	+04:42
Race Nr	UCI Code	NAME / First Name	Category	Time	Rank
9A	USA19751225	WELLS Todd	ME	16:04	8
9B	USA19900401	SQUIRE Robbie	MU	16:58	5
9C	USA19920322	KEMP Seth	MJ	17:57	6
9D	USA19781203	COMPTON Katherine	WE	19:43	9
10 SPAIN		15.56 km/h		1:10:58	+04:58
Race Nr	UCI Code	NAME / First Name	Category	Time	Rank
16A	ESP19911113	SANCHEZ RUIZ Jose Maria	MU	17:57	16
16B	ESP19930208	SANTOS RIDAO Antonio	MJ	18:16	15
16C	ESP19830629	VILLAR ARGENTE Anna	WE	19:49	14
16D	ESP19780824	HERMIDA RAMOS José Antonio	ME	14:56	10
11 SOUTH AFRICA		15.3 km/h		1:12:09	+06:09
Race Nr	UCI Code	NAME / First Name	Category	Time	Rank
17A	RSA19870916	STANDER Burry	ME	15:41	5
17B	RSA19761230	SPEEDY Yolande	WE	22:14	18
17C	RSA19880930	BUYS Philip	MU	16:57	11
17D	RSA19920801	REID James	MJ	17:17	11
12 AUSTRALIA		15.05 km/h		1:13:22	+07:22
Race Nr	UCI Code	NAME / First Name	Category	Time	Rank
11A	AUS19870121	NORRIS Lachlan	ME	16:50	11
11B	AUS19920428	DAY Trenton	MJ	17:56	12
11C	AUS19821208	FRY Rowena	WE	20:52	13
11D	AUS19920426	IVORY Cameron	MJ	17:44	12
13 AUSTRIA		14.96 km/h		1:13:48	+07:48
Race Nr	UCI Code	NAME / First Name	Category	Time	Rank
12A	AUT19801011	SOUKUP Christoph	ME	19:30	18
12B	AUT19920208	RAGGL Gregor	MJ	18:02	16
12C	AUT19840124	OSL Maria	WE	20:08	16
12D	AUT19900424	GEHBAUER Alexander	MU	16:08	13
14 JAPAN		14.88 km/h		1:14:12	+08:12
Race Nr	UCI Code	NAME / First Name	Category	Time	Rank
15A	JPN19781106	TAKEI Kyosuke	ME	17:27	13
15B	JPN19880901	TAKENOUCI Yu	MU	17:00	10
15C	JPN19790913	KATAYAMA Rie	WE	19:54	10
15D	JPN19920203	YAMAMOTO Idomu	MJ	19:51	14

Legend:

-nLAP = Lapped with n laps to go - DNFn = Did Not Finish, abandoned in lap n - DNS = Did Not Start

01.09.2010 - 12:20

<http://www.uci.ch>

Page 2/3

 Finish Judge
COTE Dominique (CAN)

 President of the Commissaires' panel
McCORMAND Andy (USA)

September 1st, 2010

Mountain Bike - Communiqué n° 19

CROSS-COUNTRY TEAM RELAY
Results

Distance: 18.4 km - Average Speed: 16.73 km/h

				14.87 km/h	1:14:16	+08:16
Race Nr	UCI Code	NAME / First Name	Category	Time	Rank	
15 SLOVAKIA						
10A	SVK19860812	LAMI Michal	ME	16:48	10	
10B	SVK19931212	LAMI Frantisek	MJ	17:54	11	
10C	SVK19760204	STEVKOVA Janka	WE	20:33	12	
10D	SVK19931020	BEBCAK Jozef	MJ	19:01	15	
				14.82 km/h	1:14:30	+08:30
16 NEW-ZEALAND						
14A	NZL19810215	NORTHCOTT Michael	ME	17:48	15	
14B	NZL19921116	HUDSON Brad	MJ	17:46	14	
14C	NZL19840319	LEARY Nicola	WE	20:51	15	
14D	NZL19880607	JONES Carl	MU	18:05	16	
				14.81 km/h	1:14:32	+08:32
17 ISRAEL						
19A	ISR19860907	ISHAI Rotem	ME	17:32	14	
19B	ISR19920717	FRANK Shaked	MJ	20:00	17	
19C	ISR19910823	KOREM Noga	WU	20:36	17	
19D	ISR19890619	HAIMY Shlomi	MU	16:24	17	
				km/h		DNF3
SWEDEN						
4A	SWE19820602	DARVELL Magnus	ME	15:58	7	
4B	SWE19920301	KRISTOFFERSSON Tomas	MJ	17:31	8	
4C	SWE19880105	ENGEN Alexandra	WU			
4D	SWE19880202	WENGELIN Mattias	MU			
				km/h		DNS
BRAZIL						
18A	BRA19890515	PAIVA Sherman	MU			
18B	BRA19800119	STOPA Roberta Kelly	WE			
18C	BRA19930802	COCUZZI Luiz	MJ			
18D	BRA19800907	PSCHEIDT Ricardo	ME			

Legend:

-nLAP = Lapped with n laps to go - DNFn = Did Not Finish, abandoned in lap n - DNS = Did Not Start

01.09.2010 - 12:20

<http://www.uci.ch>

Page 3/3

 Finish Judge
COTE Dominique (CAN)

 President of the Commissaires' panel
MCCORD Andy (USA)

Timing and Results provided by